

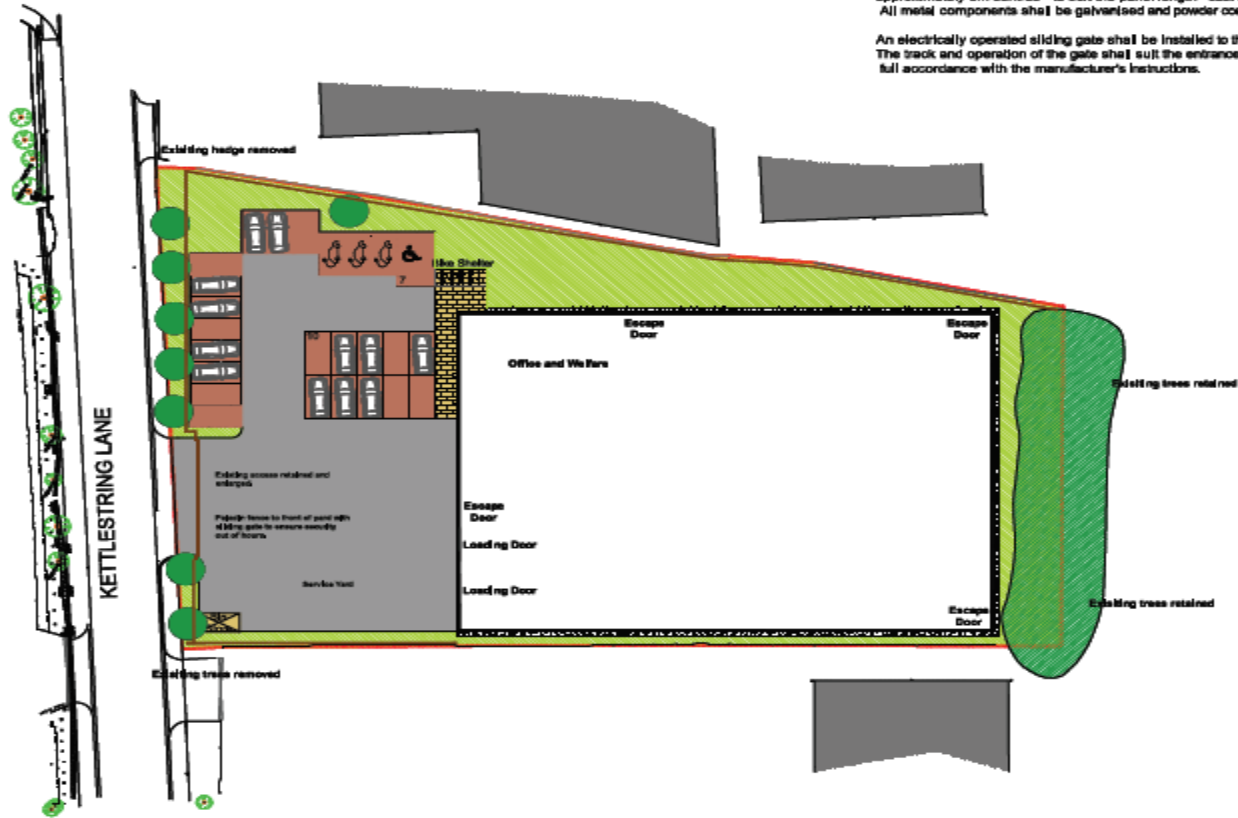


Area Planning Sub-Committee

20/00146/FULM

Sovereign House Unit 5 Kettlestring Lane

Site GA	HAUNCH	Technical Considerations
20,000 sq ft (1800 sq m)	6.3m	21 no. Standard spaces 1 no. Disabled space 3 no. EVCP 10 no. Covered Cycle parking spaces



Cycle parking

Proprietary galvanised steel cycle hoops are to be installed where indicated. Broxap 'Sheffield Extra' or similar. Bike shelters shall be Broxap 'New Sheffield'. Hoops and shelters are to be installed in accordance with the manufacturer's instructions cast into appropriate concrete footings.

Fencing

The site shall be fenced to the extent indicated on the plans. The fence shall be 2000mm high palad in type proprietary weldmesh panels with posts at approximately 3m centres - to suit the panel length - cast into concrete bases. All metal components shall be galvanised and powder coated black.

An electrically operated sliding gate shall be installed to the entrance of the site. The track and operation of the gate shall suit the entrance width and installed in full accordance with the manufacturer's instructions.

All dimensions and bearings shall be referred to the corner of the site unless otherwise stated.
Do not scale from this drawing.
This drawing is the property of Ellis Healey Architecture and is not to be used or reproduced in any form without the prior written consent of Ellis Healey Architecture.
02/20

NO.	DESCRIPTION	QUANTITY	UNIT
001	Concrete	10000	sqm
002	Brick	10000	sqm
003	Concrete	10000	sqm
004	Concrete	10000	sqm
005	Concrete	10000	sqm
006	Concrete	10000	sqm
007	Concrete	10000	sqm
008	Concrete	10000	sqm
009	Concrete	10000	sqm
010	Concrete	10000	sqm
011	Concrete	10000	sqm
012	Concrete	10000	sqm
013	Concrete	10000	sqm
014	Concrete	10000	sqm
015	Concrete	10000	sqm
016	Concrete	10000	sqm
017	Concrete	10000	sqm
018	Concrete	10000	sqm
019	Concrete	10000	sqm
020	Concrete	10000	sqm
021	Concrete	10000	sqm
022	Concrete	10000	sqm
023	Concrete	10000	sqm
024	Concrete	10000	sqm
025	Concrete	10000	sqm
026	Concrete	10000	sqm
027	Concrete	10000	sqm
028	Concrete	10000	sqm
029	Concrete	10000	sqm
030	Concrete	10000	sqm
031	Concrete	10000	sqm
032	Concrete	10000	sqm
033	Concrete	10000	sqm
034	Concrete	10000	sqm
035	Concrete	10000	sqm
036	Concrete	10000	sqm
037	Concrete	10000	sqm
038	Concrete	10000	sqm
039	Concrete	10000	sqm
040	Concrete	10000	sqm
041	Concrete	10000	sqm
042	Concrete	10000	sqm
043	Concrete	10000	sqm
044	Concrete	10000	sqm
045	Concrete	10000	sqm
046	Concrete	10000	sqm
047	Concrete	10000	sqm
048	Concrete	10000	sqm
049	Concrete	10000	sqm
050	Concrete	10000	sqm

ellis healey
architecture

PLANNING

PROJECT: PROPOSED DEVELOPMENT FOR A 1000 SQM INDUSTRIAL UNIT AT KETTLESTRING LANE, C1 FORDHAM YORK

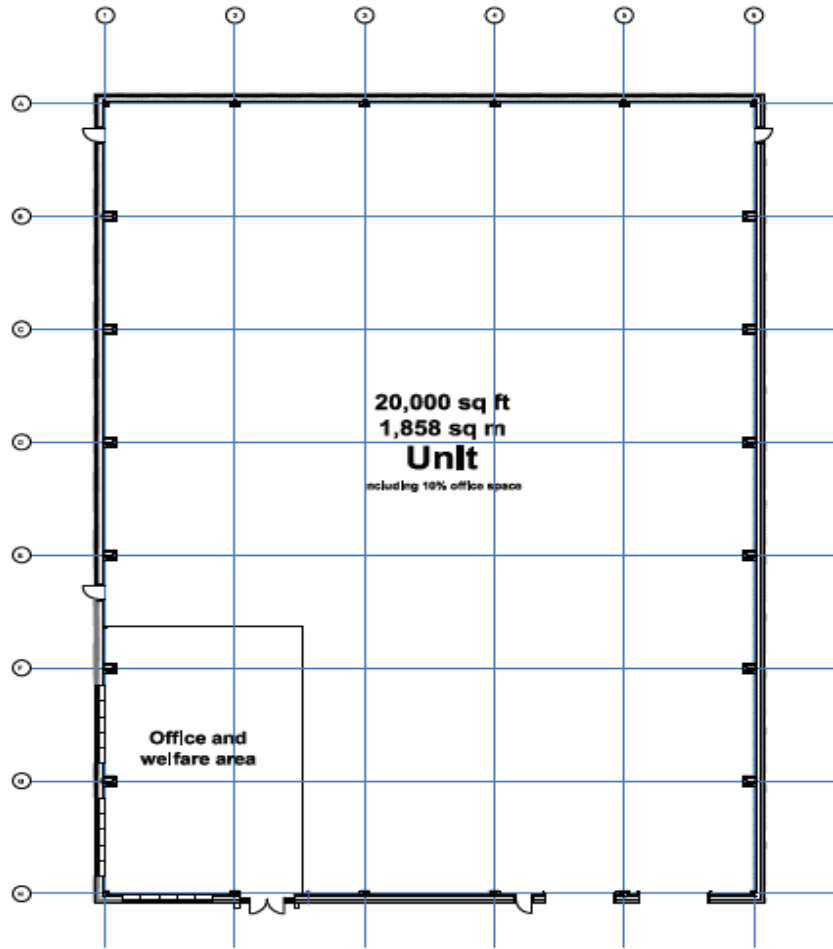
DATE: PROPOSED SET PLAN

DATE: 1000 PL 1000

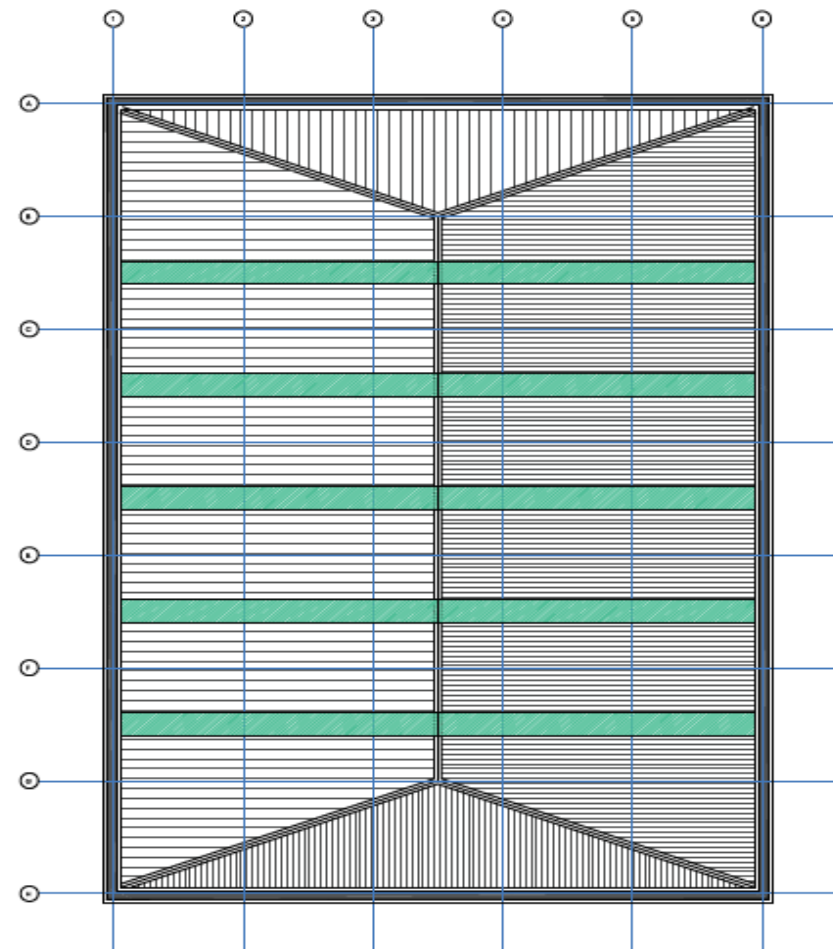
PROJECT: A10 1000 NOV 2019

NO: 1000 1000

© Ellis Healey Architecture



Ground Floor Plan



Roof Plan



© Ellis Healey Architects 2019. All rights reserved. This drawing is the property of Ellis Healey Architects and is not to be used, copied, or reproduced in any form without the prior written consent of Ellis Healey Architects.

Ellis Healey Architects
100 PL 100
Sydney NSW 1585
Australia
Tel: +61 2 9550 1200
Fax: +61 2 9550 1201
www.ellishealey.com.au

NO. 1	FOUNDATION	1/20/2019	REV
NO. 2	FOUNDATION	1/27/2019	REV
NO. 3	FOUNDATION	1/27/2019	REV
NO. 4	FOUNDATION	1/27/2019	REV
NO. 5	FOUNDATION	1/27/2019	REV



PLANNING

PROJECT PROPOSED DEVELOPMENT
100 PL 100 SYDNEY NSW 1585
AUSTRALIA

TITLE PROPOSED GROUND FLOOR
AND ROOF PLANS

DATE 100 PL 100

DESIGNER EHA EHA NOV 2019

SCALE 1:200

ELLIS HEALEY ARCHITECTURE
100 PL 100 SYDNEY NSW 1585
AUSTRALIA
TEL: +61 2 9550 1200
FAX: +61 2 9550 1201
WWW.ELLISHEALEY.COM.AU

Site looking west





Area Planning Sub Committee Meeting - 5 August 2020